

Easy set-up

We focused on simple, convenient and quick configuration of **FIBARO Roller Shutter 4**.

- Entire set-up process is available in Yubii Home app with a brand new setup wizard.
- There is no need to use a computer, everything is available on your smartphone.
- The wizard will guide you step by step through the process of adding a device and its configuration.

See the new possibilities of **FIBARO Roller Shutter 4**



Simple device grouping with the possibility to define a group of devices, so that one controller becomes a master one



Two operation modes available: Click-to-move and Hold-to-move



Motor testing (up&down) and change of buttons orientation and motor polarity, without modification in wire set-up



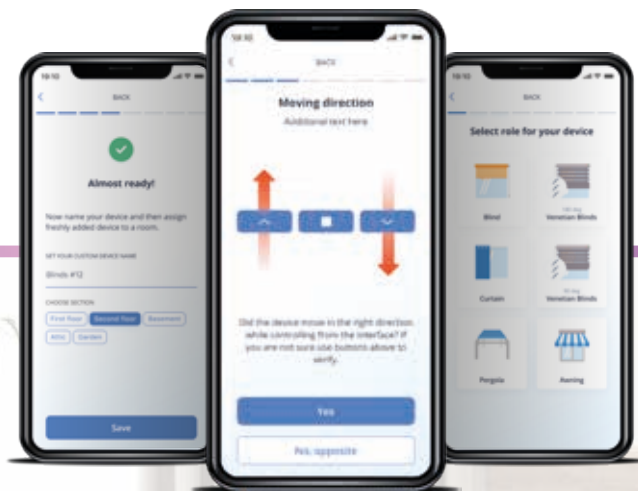
Double-click launches a favorite position (works both for roller shutter and/or slats)



Ability to set-up a virtual end (virtual limit switch)



Compatibility with other hubs manufacturers



FIBARO

a **Nice** company

Meet the new

Roller Shutter 4

Shutter, ventian blind, awking and pergola controller.

Installation as easy as never before



We have made the installation of **FIBARO Roller Shutter 4** as easy as possible. Configuration process and device possibilities are key devices' advantages.

Meet the Roller Shutter 4:

- One of the smallest shutter controllers available
- Equipped with Z-Wave 800 chip to provide better range
- Safe - made with high quality components and compliant with highest standards
- Easy to install and set-up



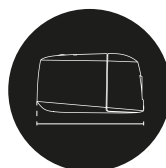
FIBARO Roller Shutter 4

key features:




NEW DEVICES DESIGN

We focused on easy installation and intuitive first run. There are more inputs for N and L wires, so that allows opt-out from using splicing connectors.



SMALLER DEVICE

Device's shape and dimension enable easy and fast installation in flush-mounted boxes. Button and the diode are easily accesible.



EQUIPPED WITH PLUG CONNECTORS

Enable even faster assembly - no need to use screw driver.



WORKS WITH MANY TYPES OF BLINDS SWITCHES

The device fits most of roller shutters and blinds switches' types available on the market.



3 EXTRA CONNECTING CABLES INCLUDED IN THE BOX

Additional wires to connect the button are included.

We have created a module that can be installed incredibly fast.

There is no need to use **WAGO** splicing connectors. You save the space in the box and shorten installation time thanks to **push-in wire connector**.

PUSH-IN WIRES CONNECTOR

faster assembly with tool-free terminal



DIODE

indicating the configuration status

INBUILT BRIDGE

Easy bridging option for live and neutral