

## DULUX T/E PLUS 13 W/830

OSRAM DULUX T/E PLUS | CFLni, 3 tubes, with 4-pin base for ECG operation



### Areas of application

- Offices, public buildings
- Shops
- Supermarkets and department stores
- Hotels, restaurants
- Industrial lighting

### Product benefits

- Extremely economical
- Good quality of light
- Excellent luminous flux
- Long service life
- Improved maintenance
- OSRAM System+ Guarantee in combination with OSRAM QUICKTRONIC ECG

### Product features

- Average life: 20,000 h (with QUICKTRONIC)
- Color rendering index  $R_a$ : 80...89
- Dimmable (3...100 %)
- Short and compact pin-base lamp with triple-turn tubes
- Single-ended four-pin plug-in GX24q base with shortened base casing



Technical data

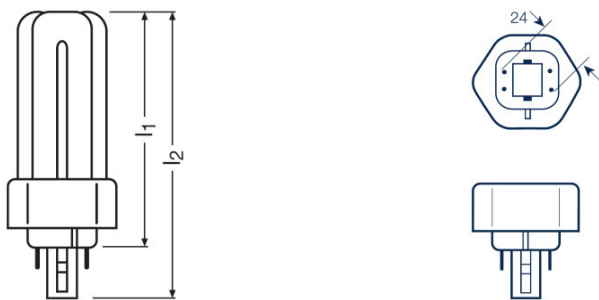
Electrical data

Nominal wattage	13.00 W
Rated lamp efficacy (HF data 25 °C)	Under clarification by authority and standardization body
Rated wattage	13.00 W

Photometrical data

Nominal luminous flux	900 lm
Light color (designation)	LUMILUX Warm White
Luminous flux at 25 °C	900 lm
Rated luminous flux	900 lm
Color temperature	3000 K
Color rendering index Ra	≥80
Rated LLMF at 2,000 h	0.90
Rated LLMF at 4,000 h	0.84
Rated LLMF at 6,000 h	0.83
Rated LLMF at 8,000 h	0.81
Rated LLMF at 12,000 h	0.79
Rated LLMF at 16,000 h	0.78
Rated LLMF at 20,000 h	0.77

Dimensions & weight



Diameter	11.0 mm
Overall length	104.0 mm
Length	106.0 mm
Length acc. to IEC standard	90 mm
Length with base excl. base pins/connection	90.00 mm

## Product datasheet

Outer bulb	T12X3
Maximum diameter	12.0 mm

### Lifespan

Nominal lamp life time	20000 h
Rated lamp life time	20000 h
Service life	13000 h <sup>1)</sup>
Rated lamp survival factor at 2,000 h	0.99
Rated lamp survival factor at 4,000 h	0.99
Rated lamp survival factor at 6,000 h	0.99
Rated lamp survival factor at 8,000 h	0.99
Rated lamp survival factor at 12,000 h	0.95
Rated lamp survival factor at 16,000 h	0.81
Rated lamp survival factor at 20,000 h	0.50
Operation mode LLMF/LSF	HF
Lifespan	20000 h <sup>1)</sup>

<sup>1)</sup> With preheat ECG

### Additional product data

Base (standard designation)	GX24q-1
Mercury content	1.7 mg

### Capabilities

Dimmable	Yes
----------	-----

### Certificates & standards

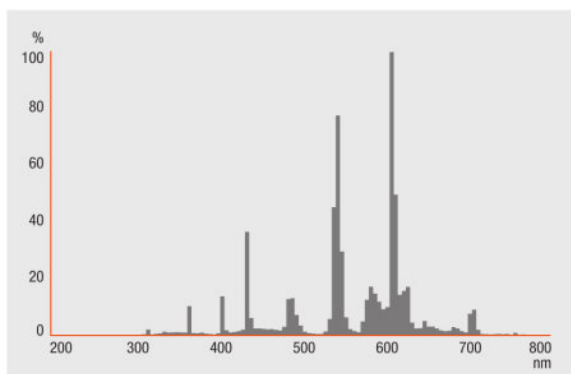
Energy efficiency class	A
Energy consumption	15 kWh/1000h

### Country specific categorizations

ILCOS	FSMH-13/830-/P/-GX24q-1
-------	-------------------------

### Light Distribution

---



---

### Spectral power distribution



---

### Guarantee

---

### Equipment / Accessories

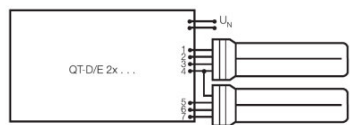
- Suitable for operation on electronic control gear

---

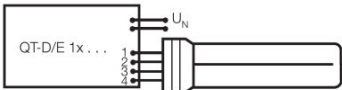
### Safety advice

In case of lamp breakage: [www.osram.com/brokenlamp](http://www.osram.com/brokenlamp)

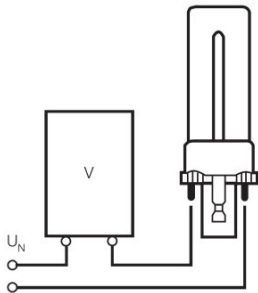
Product datasheet



Circuit diagram



Circuit diagram



Circuit diagram

Logistical Data

Product code	Product description	Packaging unit (Pieces/Unit)	Dimensions (length x width x height)	Volume	Gross weight
4050300446981	DULUX T/E PLUS 13 W/830	Shipping carton box 10	256 mm x 134 mm x 107 mm	3.67 dm <sup>3</sup>	680.00 g

The mentioned product code describes the smallest quantity unit which can be ordered. One shipping unit can contain one or more single products. When placing an order, for the quantity please enter single or multiples of a shipping unit.

References / Links

For more information on QUICKTRONIC electronic control gear go to  
► [www.osram.com/QUICKTRONIC](http://www.osram.com/QUICKTRONIC)

Disclaimer

Subject to change without notice. Errors and omission excepted. Always make sure to use the most recent release.

## DULUX T/E PLUS 13 W/830

OSRAM DULUX T/E PLUS | CFLni, 3 tubes, with 4-pin base for ECG operation

Product name	Product name ECG	EAN	Nominal current	Nominal wattage + Power loss	Luminous flux at 25 °C	Number of lighting outlets
DULUX T/E PLUS 13 W/830	QT-ECO 1x4-16/220-240 L	4050300660370	0.10 A	14.00 W	800 lm	1
	QT-ECO 1x4-16/220-240 S	4050300638584	0.10 A	14.00 W	800 lm	1
	QTP-D/E 1x10-13	4008321181572	0.07 A	15.00 W	900 lm	1
	QTP-D/E 2x10-13	4008321181596	0.13 A	29.00 W	900 lm	2

Product name	Product name ECG	EAN	EEI – Energy Label
DULUX T/E PLUS 13 W/830	QT-ECO 1x4-16/220-240 L	4050300660370	A2
	QT-ECO 1x4-16/220-240 S	4050300638584	A2
	QTP-D/E 1x10-13	4008321181572	
	QTP-D/E 2x10-13	4008321181596	