

## DULUX T/E PLUS 42 W/840

OSRAM DULUX T/E PLUS | CFLni, 3 tubes, with 4-pin base for ECG operation



### Areas of application

- Offices, public buildings
- Shops
- Supermarkets and department stores
- Hotels, restaurants
- Industrial lighting

### Product benefits

- Extremely economical
- Good quality of light
- Excellent luminous flux
- Long service life
- Improved maintenance
- OSRAM System+ Guarantee in combination with OSRAM QUICKTRONIC ECG

### Product features

- Average life: 20,000 h (with QUICKTRONIC)
- Color rendering index  $R_a$ : 80...89
- Dimmable (3...100 %)
- Short and compact pin-base lamp with triple-turn tubes
- Single-ended four-pin plug-in GX24q base with shortened base casing



Technical data

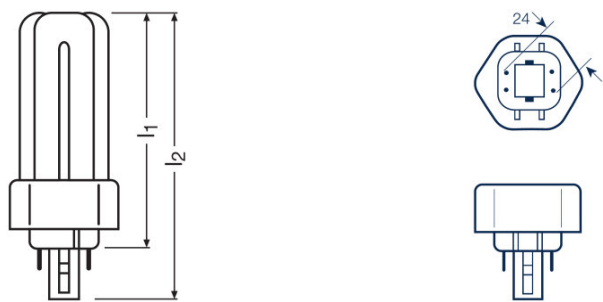
Electrical data

Nominal wattage	42.00 W
Nominal voltage	100 V
Rated lamp efficacy (HF data 25 °C)	Under clarification by authority and standardization body
Rated wattage	43.00 W

Photometrical data

Nominal luminous flux	3200 lm
Light color (designation)	LUMILUX Cool White
Luminous flux at 25 °C	3200 lm
Rated luminous flux	3200 lm
Color temperature	4000 K
Color rendering index Ra	≥80
Rated LLMF at 2,000 h	0.90
Rated LLMF at 4,000 h	0.84
Rated LLMF at 6,000 h	0.83
Rated LLMF at 8,000 h	0.81
Rated LLMF at 12,000 h	0.79
Rated LLMF at 16,000 h	0.78
Rated LLMF at 20,000 h	0.76

Dimensions & weight



Diameter	12.0 mm
Overall length	167.0 mm
Length	169.0 mm
Length acc. to IEC standard	155 mm

## Product datasheet

Length with base excl. base pins/connection	153.00 mm
Outer bulb	T12X3
Maximum diameter	12.0 mm

### Lifespan

Nominal lamp life time	20000 h
Rated lamp life time	20000 h
Service life	13000 h
Rated lamp survival factor at 2,000 h	0.99
Rated lamp survival factor at 4,000 h	0.99
Rated lamp survival factor at 6,000 h	0.99
Rated lamp survival factor at 8,000 h	0.99
Rated lamp survival factor at 12,000 h	0.95
Rated lamp survival factor at 16,000 h	0.81
Rated lamp survival factor at 20,000 h	0.50
Operation mode LLMF/LSF	HF
Lifespan	20000 h <sup>1)</sup>

<sup>1)</sup> With preheat ECG

### Additional product data

Base (standard designation)	GX24q-4
Mercury content	2.1 mg
Product remark	For ECG operation only

### Capabilities

Dimmable	Yes
----------	-----

### Certificates & standards

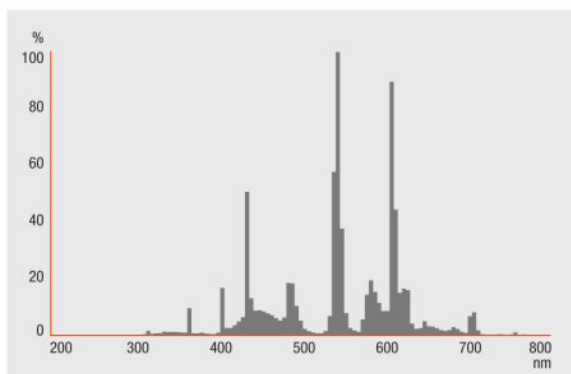
Energy efficiency class	A
Energy consumption	48 kWh/1000h

### Country specific categorizations

ILCOS	FSMH-42/840-/P/-GX24q-4
-------	-------------------------

### Light Distribution

---



---

### Spectral power distribution



---

### Guarantee

---

### Equipment / Accessories

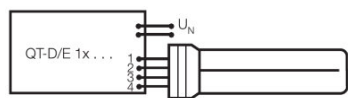
- Suitable for operation on electronic control gear

---

### Safety advice

In case of lamp breakage: [www.osram.com/brokenlamp](http://www.osram.com/brokenlamp)

Product datasheet



Circuit diagram

Logistical Data

Product code	Product description	Packaging unit (Pieces/Unit)	Dimensions (length x width x height)	Volume	Gross weight
4050300425627	DULUX T/E PLUS 42 W/840	Shipping carton box 10	222 mm x 191 mm x 139 mm	5.89 dm <sup>3</sup>	999.00 g

The mentioned product code describes the smallest quantity unit which can be ordered. One shipping unit can contain one or more single products. When placing an order, for the quantity please enter single or multiples of a shipping unit.

References / Links

For more information on QUICKTRONIC electronic control gear go to  
▶ [www.osram.com/QUICKTRONIC](http://www.osram.com/QUICKTRONIC)

Disclaimer

Subject to change without notice. Errors and omission excepted. Always make sure to use the most recent release.

## DULUX T/E PLUS 42 W/840

OSRAM DULUX T/E PLUS | CFLni, 3 tubes, with 4-pin base for ECG operation

Product name	Product name ECG	EAN	Nominal current	Nominal wattage + Power loss	Luminous flux at 25 °C	Number of lighting outlets
DULUX T/E PLUS 42 W/840	QTi DALI-T/E 1x18-57 DIM	4008321060808	0.21 A	47.00 W	3200 lm	1
	QTi DALI-T/E 2x18-42 DIM	4008321060822	0.39 A	90.00 W	3200 lm	2
	QTi-T/E 1x18-57 DIM	4008321060860	0.21 A	47.00 W	3200 lm	1
	QTi-T/E 2x18-42 DIM	4008321060846	0.39 A	90.00 W	3200 lm	2
	QT-M 2x26-42/220-240 S	4008321110022	0.39 A	92.00 W	3200 lm	2
	QTP-M 1x26-42	4008321329134	0.20 A	46.00 W	3200 lm	1
	QTP-M 2x26-32	4008321329158	0.20 A	46.00 W	3200 lm	1
	QTP-T/E 1x26-42, (2x26)	4008321537089	0.20 A	45.00 W	3200 lm	1