

## DULUX L 55 W/830 2G11

OSRAM DULUX L LUMILUX | CFLni, with 4-pin 2G11 base for ECG/CCG operation



### Areas of application

- Offices, public buildings
- Shops
- Supermarkets and department stores
- Hotels, restaurants
- Industry

### Product benefits

- Very economical
- Outstanding luminous flux
- Outstanding luminous efficiency
- Long service life
- OSRAM System+ Guarantee in combination with OSRAM QUICKTRONIC ECG
- Less than half as long as tubular fluorescent lamps
- Improved maintenance

### Product features

- Short and compact pin-base lamp with double-turn tubes
- Single-ended four-pin plug-in 2G11 base
- Dimmable (1...100 % with QUICKTRONIC QT<sub>i</sub> DALI/DIM)
- Color rendering index  $R_a$ : 80...89
- Average life: 20,000 h (with QUICKTRONIC)
- Operates on battery, solar and AC power with suitable electronic control gear
- Also available in blue



Technical data

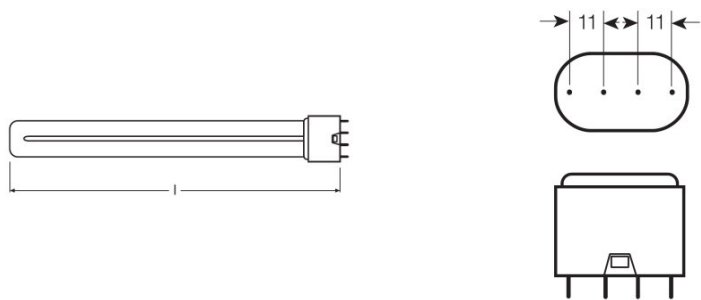
Electrical data

Nominal wattage	55.00 W
Rated wattage	55.00 W

Photometrical data

Nominal luminous flux	4800 lm
Light color (designation)	LUMILUX Warm White
Luminous flux at 25 °C	4800 lm
Rated luminous flux	4800 lm
Color temperature	3000 K
Color rendering index Ra	80...89
Rated LLMF at 4,000 h	0.94
Rated LLMF at 6,000 h	0.88
Rated LLMF at 8,000 h	0.85
Rated LLMF at 12,000 h	0.84
Rated LLMF at 16,000 h	0.81
Rated LLMF at 20,000 h	0.80
Luminance	3.2 cd/cm <sup>2</sup>

Dimensions & weight



Diameter	17.5 mm
Overall length	530.5 mm
Tube diameter	17.5 mm
Length	533.0 mm
Length acc. to IEC standard	535 mm
Length with base excl. base pins/connection	533.00 mm
Outer bulb	T17,5

## Product datasheet

Maximum diameter	17.0 mm
------------------	---------

### Temperatures & operating conditions

Rated ambient temp.w.max.luminous flux	25.0 °C
--	---------

### Lifespan

Nominal lamp life time	20000 h
Rated lamp life time	20000 h
Service life	13000 h <sup>1)</sup>
Rated lamp survival factor at 2,000 h	0.99
Rated lamp survival factor at 4,000 h	0.99
Rated lamp survival factor at 6,000 h	0.99
Rated lamp survival factor at 8,000 h	0.99
Rated lamp survival factor at 12,000 h	0.95
Rated lamp survival factor at 16,000 h	0.81
Rated lamp survival factor at 20,000 h	0.50
Operation mode LLMF/LSF	HF
Lifespan	20000 h <sup>1)</sup>

<sup>1)</sup> With preheat ECG

### Additional product data

Base (standard designation)	2G11
Mercury content	2.5 mg
Product remark	For ECG operation only

### Capabilities

Dimmable	Yes
Suitable for indoor	Yes

### Certificates & standards

Energy efficiency class	A+
Energy consumption	61 kWh/1000h

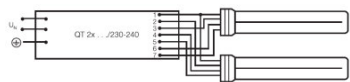
### Country specific categorizations

ILCOS	FSDH-55/830-/P/-2G11-43,9/533
-------	-------------------------------

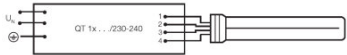
## Equipment / Accessories

- Suitable for standard control gears and starters
- Suitable for operation on electronic and conventional control gear

Product datasheet



Circuit diagram



Circuit diagram

Logistical Data

Product code	Product description	Packaging unit (Pieces/Unit)	Dimensions (length x width x height)	Volume	Gross weight
4050300298917	DULUX L 55 W/830 2G11	Shipping carton box 10	578 mm x 169 mm x 136 mm	13.28 dm <sup>3</sup>	1770.63 g

The mentioned product code describes the smallest quantity unit which can be ordered. One shipping unit can contain one or more single products. When placing an order, for the quantity please enter single or multiples of a shipping unit.

References / Links

For more information on QUICKTRONIC electronic control gear go to

▶ [www.osram.com/QUICKTRONIC](http://www.osram.com/QUICKTRONIC)

For more information on the system guarantee and the terms and conditions of the guarantee visit

▶ [www.osram.com/system-guarantee](http://www.osram.com/system-guarantee)

Disclaimer

Subject to change without notice. Errors and omission excepted. Always make sure to use the most recent release.

## DULUX L 55 W/830 2G11

OSRAM DULUX L LUMILUX | CFLni, with 4-pin 2G11 base for ECG/CCG operation

Product name	Product name ECG	EAN	Nominal current	Nominal wattage + Power loss	Luminous flux at 35 °C	Number of lighting outlets
DULUX L 55 W/830 2G11	QT-FQ 2x80	4050300825564	0.59 A	122.00 W	4800 lm	2
	QTi 1x28/54 DIM	4050300870588	0.26 A	59.00 W	4800 lm	1
	QTi 1x35/49/80 GII	4008321383372	0.26 A	59.00 W	4800 lm	1
	QTi 2x28/54 DIM	4050300870717	0.51 A	115.00 W	4800 lm	2
	QTi 2x35/49/80 GII	4008321658951	0.53 A	119.00 W	4800 lm	2
	QTi DALI 1x28/54 DIM	4050300870809	0.26 A	59.00 W	4800 lm	1
	QTi DALI 2x28/54 DIM	4050300870502	0.51 A	115.00 W	4800 lm	2
	QTP-DL 1x55 GII	4008321390158	0.26 A	59.00 W	4800 lm	1
	QTP-DL 2x55 GII	4008321390172	0.51 A	116.00 W	4800 lm	2
	QTP-FC 1x55	4008321537041	0.26 A	59.00 W	4800 lm	1
	QTP-OPTIMAL 1x54-58	4008321873729	0.24 A	50.00 W	4800 lm	1
	QTP-OPTIMAL 2x54-58	4008321880253	0.48 A	110.00 W	4800 lm	2