

## DULUX D/E 10 W/827

OSRAM DULUX D/E | CFLni, 2 tubes, with 4-pin base for ECG operation



### Areas of application

- Offices, public buildings
- Shops
- Supermarkets and department stores
- Hotels, restaurants
- Industry

### Product benefits

- Extremely economical
- Good quality of light
- Excellent luminous flux
- Long service life
- Improved maintenance
- OSRAM System+ Guarantee in combination with OSRAM QUICKTRONIC ECG

### Product features

- Average life: 20,000 h (with QUICKTRONIC)
- Color rendering index  $R_a$ : 80...89
- Dimmable (3...100 %)
- Short and compact pin-base lamp with double-turn tubes
- Single-ended four-pin plug-in G24q base
- Operates on battery, solar and AC power with suitable electronic control gear



Technical data

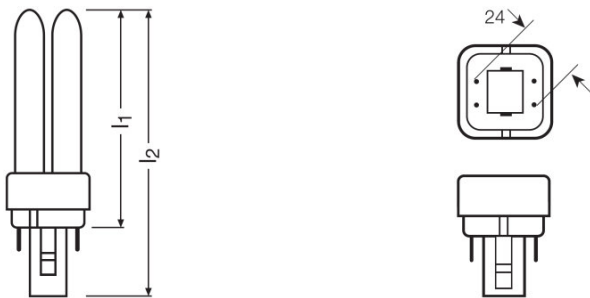
Electrical data

Nominal wattage	10.00 W
Rated lamp efficacy (HF data 25 °C)	Under clarification by authority and standardization body
Rated wattage	10.00 W

Photometrical data

Nominal luminous flux	600 lm
Light color (designation)	LUMILUX INTERNA
Luminous flux at 25 °C	600 lm
Rated luminous flux	600 lm
Color temperature	2700 K
Color rendering index Ra	≥80
Rated LLMF at 2,000 h	0.90
Rated LLMF at 4,000 h	0.84
Rated LLMF at 6,000 h	0.83
Rated LLMF at 8,000 h	0.81
Rated LLMF at 12,000 h	0.79
Rated LLMF at 16,000 h	0.78
Rated LLMF at 20,000 h	0.77

Dimensions & weight



Diameter	12.0 mm
Overall length	101.0 mm
Length	103.0 mm
Length acc. to IEC standard	95 mm
Length with base excl. base pins/connection	87.00 mm

## Product datasheet

Outer bulb	T11X2
Maximum diameter	11.0 mm

### Lifespan

Nominal lamp life time	20000 h
Rated lamp life time	20000 h
Service life	13000 h <sup>1)</sup>
Rated lamp survival factor at 2,000 h	0.99
Rated lamp survival factor at 4,000 h	0.99
Rated lamp survival factor at 6,000 h	0.99
Rated lamp survival factor at 8,000 h	0.99
Rated lamp survival factor at 12,000 h	0.95
Rated lamp survival factor at 16,000 h	0.81
Rated lamp survival factor at 20,000 h	0.50
Operation mode LLMF/LSF	HF
Lifespan	20000 h <sup>1)</sup>

<sup>1)</sup> With preheat ECG

### Additional product data

Base (standard designation)	G24q-1
Mercury content	1.3 mg

### Capabilities

Dimmable	Yes
Suitable for indoor	Yes

### Certificates & standards

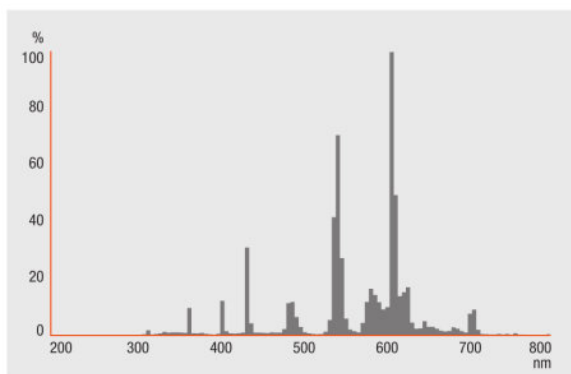
Energy efficiency class	A
Energy consumption	11 kWh/1000h

### Country specific categorizations

ILCOS	FSQH-10/827-/P/-G24q-1
-------	------------------------

### Light Distribution

---



---

### Spectral power distribution



---

### Guarantee

---

### Equipment / Accessories

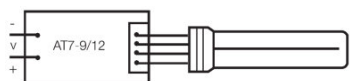
- Suitable for operation on electronic control gear

---

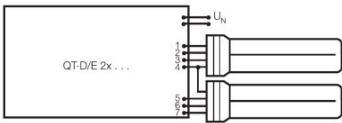
### Safety advice

In case of lamp breakage: [www.osram.com/brokenlamp](http://www.osram.com/brokenlamp)

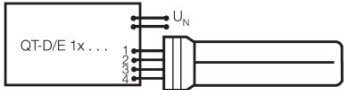
Product datasheet



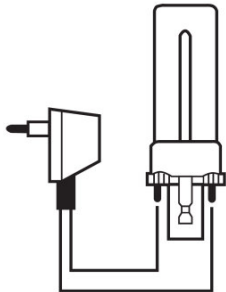
Circuit diagram



Circuit diagram



Circuit diagram



Circuit diagram

Logistical Data

Product code	Product description	Packaging unit (Pieces/Unit)	Dimensions (length x width x height)	Volume	Gross weight
4050300012124	DULUX D/E 10 W/827	Shipping carton box 10	166 mm x 133 mm x 103 mm	2.27 dm <sup>3</sup>	428.00 g

The mentioned product code describes the smallest quantity unit which can be ordered. One shipping unit can contain one or more single products. When placing an order, for the quantity please enter single or multiples of a shipping unit.

References / Links

For more information on QUICKTRONIC electronic control gear go to  
▶ [www.osram.com/QUICKTRONIC](http://www.osram.com/QUICKTRONIC)

Disclaimer

## Product datasheet

Subject to change without notice. Errors and omission excepted. Always make sure to use the most recent release.

## DULUX D/E 10 W/827

OSRAM DULUX D/E | CFLni, 2 tubes, with 4-pin base for ECG operation

Product name	Product name ECG	EAN	Nominal current	Nominal wattage + Power loss	Luminous flux at 25 °C	Number of lighting outlets
DULUX D/E 10 W/827	QT-ECO 1x4-16/220-240 L	4050300660370	0.08 A	11.50 W	600 lm	1
	QT-ECO 1x4-16/220-240 S	4050300638584	0.08 A	11.50 W	600 lm	1
	QT-ECO 2x5-11/220-240 S	4050300821504	0.14 A	20.00 W	600 lm	2
	QTP-D/E 1x10-13	4008321181572	0.05 A	12.00 W	600 lm	1
	QTP-D/E 2x10-13	4008321181596	0.09 A	21.00 W	2*600 lm	2

Product name	Product name ECG	EAN	EEI – Energy Label
DULUX D/E 10 W/827	QT-ECO 1x4-16/220-240 L	4050300660370	A3
	QT-ECO 1x4-16/220-240 S	4050300638584	A3
	QT-ECO 2x5-11/220-240 S	4050300821504	A2 BAT
	QTP-D/E 1x10-13	4008321181572	
	QTP-D/E 2x10-13	4008321181596	