

DULUX L 24 W/830 2G11

OSRAM DULUX L LUMILUX | CFLni, with 4-pin 2G11 base for ECG/CCG operation



Areas of application

- Offices, public buildings
- Shops
- Supermarkets and department stores
- Hotels, restaurants
- Industry

Product benefits

- Very economical
- Outstanding luminous flux
- Outstanding luminous efficiency
- Long service life
- OSRAM System+ Guarantee in combination with OSRAM QUICKTRONIC ECG
- Less than half as long as tubular fluorescent lamps
- Improved maintenance

Product features

- Short and compact pin-base lamp with double-turn tubes
- Single-ended four-pin plug-in 2G11 base
- Dimmable (1...100 % with QUICKTRONIC QT_i DALI/DIM)
- Color rendering index R_a : 80...89
- Average life: 20,000 h (with QUICKTRONIC)
- Operates on battery, solar and AC power with suitable electronic control gear
- Also available in blue



Technical data

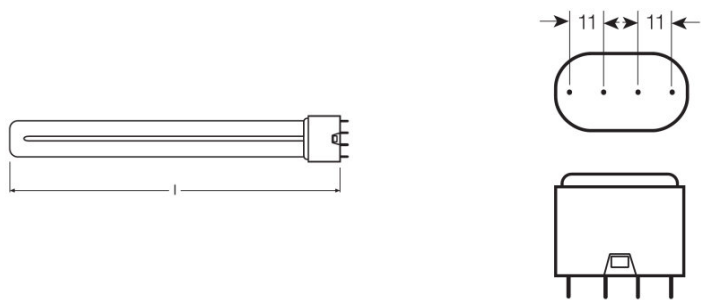
Electrical data

| | |
|-----------------|---------|
| Nominal wattage | 24.00 W |
| Rated wattage | 24.00 W |

Photometrical data

| | |
|---------------------------|------------------------|
| Nominal luminous flux | 1800 lm |
| Light color (designation) | LUMILUX Warm White |
| Luminous flux at 25 °C | 1800 lm |
| Rated luminous flux | 1800 lm |
| Color temperature | 3000 K |
| Color rendering index Ra | 80...89 |
| Rated LLMF at 4,000 h | 0.90 |
| Rated LLMF at 6,000 h | 0.88 |
| Rated LLMF at 8,000 h | 0.85 |
| Rated LLMF at 12,000 h | 0.84 |
| Rated LLMF at 16,000 h | 0.81 |
| Rated LLMF at 20,000 h | 0.80 |
| Luminance | 2.1 cd/cm ² |

Dimensions & weight



| | |
|---|-----------|
| Diameter | 17.5 mm |
| Overall length | 314.5 mm |
| Tube diameter | 17.5 mm |
| Length | 317.0 mm |
| Length acc. to IEC standard | 320 mm |
| Length with base excl. base pins/connection | 317.00 mm |
| Outer bulb | T16 |

Product datasheet

| | |
|------------------|---------|
| Maximum diameter | 17.0 mm |
|------------------|---------|

Temperatures & operating conditions

| | |
|--|---------|
| Rated ambient temp.w.max.luminous flux | 25.0 °C |
|--|---------|

Lifespan

| | |
|--|-----------------------|
| Nominal lamp life time | 20000 h |
| Rated lamp life time | 20000 h |
| Service life | 13000 h ¹⁾ |
| Rated lamp survival factor at 2,000 h | 0.99 |
| Rated lamp survival factor at 4,000 h | 0.99 |
| Rated lamp survival factor at 6,000 h | 0.99 |
| Rated lamp survival factor at 8,000 h | 0.99 |
| Rated lamp survival factor at 12,000 h | 0.95 |
| Rated lamp survival factor at 16,000 h | 0.81 |
| Rated lamp survival factor at 20,000 h | 0.50 |
| Operation mode LLMF/LSF | HF |
| Lifespan | 20000 h ¹⁾ |

¹⁾ With preheat ECG

Additional product data

| | |
|-----------------------------|---------------------------|
| Base (standard designation) | 2G11 |
| Mercury content | 2.3 mg |
| Product remark | For ECG and CCG operation |

Capabilities

| | |
|---------------------|-----|
| Dimmable | Yes |
| Suitable for indoor | Yes |

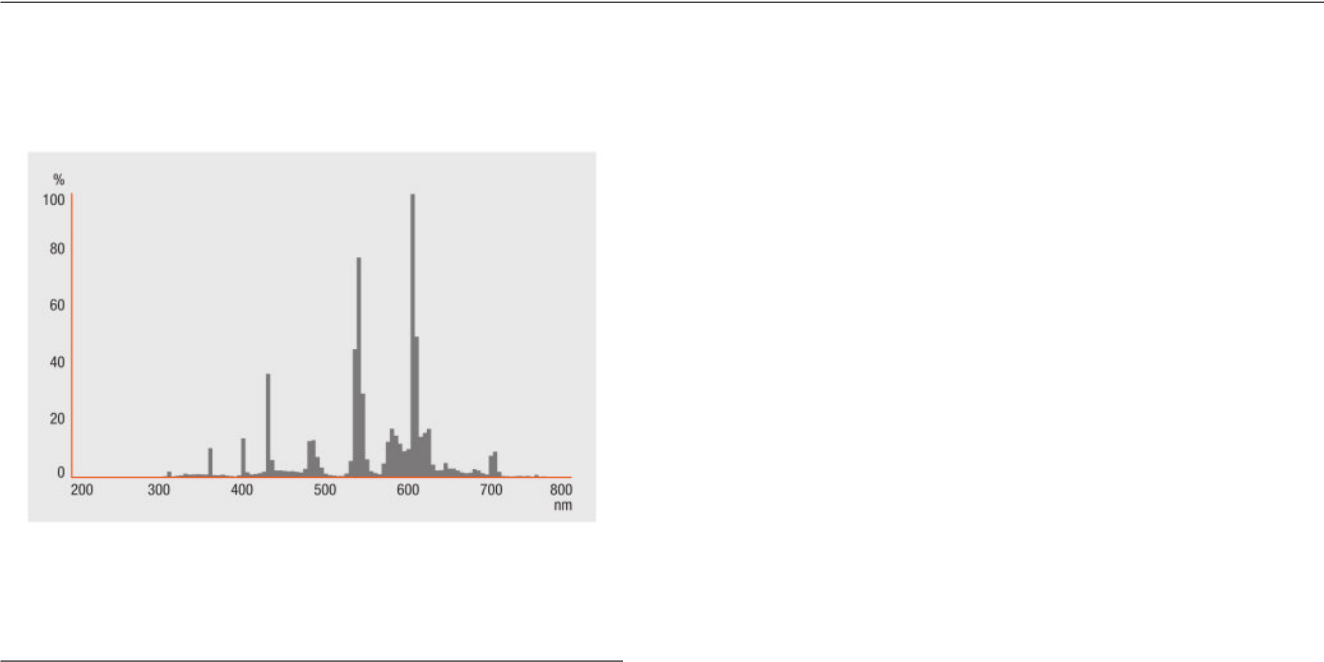
Certificates & standards

| | |
|-------------------------|--------------|
| Energy efficiency class | A |
| Energy consumption | 27 kWh/1000h |

Country specific categorizations

| | |
|-------|----------------------------|
| ILCOS | FSD-24/830-E-2G11-43,9/317 |
|-------|----------------------------|

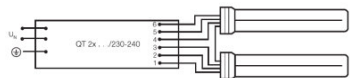
Light Distribution



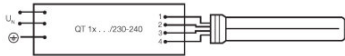
Spectral power distribution

Equipment / Accessories

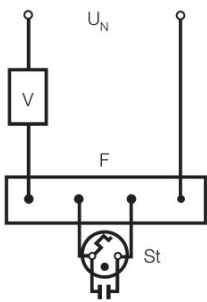
- Suitable for standard control gears and starters
- Suitable for operation on electronic and conventional control gear



Circuit diagram



Circuit diagram



Circuit diagram

Logistical Data

Product datasheet

| Product code | Product description | Packaging unit (Pieces/Unit) | Dimensions (length x width x height) | Volume | Gross weight |
|---------------|--------------------------|---------------------------------|---|----------------------|--------------|
| 4050300010762 | DULUX L 24 W/830 2G11 | Shipping carton box 10 | 361 mm x 103 mm x 136 mm | 5.06 dm ³ | 1093.75 g |

The mentioned product code describes the smallest quantity unit which can be ordered. One shipping unit can contain one or more single products. When placing an order, for the quantity please enter single or multiples of a shipping unit.

References / Links

For more information on QUICKTRONIC electronic control gear go to

▶ www.osram.com/QUICKTRONIC

For more information on the system guarantee and the terms and conditions of the guarantee visit

▶ www.osram.com/system-guarantee

Disclaimer

Subject to change without notice. Errors and omission excepted. Always make sure to use the most recent release.

DULUX L 24 W/830 2G11

OSRAM DULUX L LUMILUX | CFLni, with 4-pin 2G11 base for ECG/CCG operation

| Product name | Product name ECG | EAN | Nominal current | Nominal wattage + Power loss | Luminous flux at 35 °C | Number of lighting outlets |
|-----------------------|--------------------------|---------------|-----------------|------------------------------|------------------------|----------------------------|
| DULUX L 24 W/830 2G11 | QT-ECO 1x18-24/220-240 L | 4050300660417 | 0.16 A | 22.50 W | 1600 lm | 1 |
| | QT-ECO 1x18-24/220-240 S | 4050300638560 | 0.16 A | 22.50 W | 1600 lm | 1 |
| | QTi 1x14/24 DIM | 4050300870922 | 0.11 A | 25.00 W | 1800 lm | 1 |
| | QTi 2x14/24 DIM | 4050300870946 | 0.22 A | 49.00 W | 1800 lm | 2 |
| | QTi 3x14/24 DIM | 4008321069719 | 0.32 A | 73.00 W | 1800 lm | 3 |
| | QTi 4x14/24 DIM | 4008321069993 | 0.43 A | 98.00 W | 1800 lm | 4 |
| | QTi DALI 1x14/24 DIM | 4050300870380 | 0.11 A | 25.00 W | 1600 lm | 1 |
| | QTi DALI 2x14/24 DIM | 4050300870861 | 0.22 A | 49.00 W | 1800 lm | 2 |
| | QTi DALI 3x14/24 DIM | 4008321069955 | 0.32 A | 73.00 W | 1800 lm | 3 |
| | QTi DALI 4x14/24 DIM | 4008321070036 | 0.43 A | 98.00 W | 1800 lm | 4 |
| | QTi DALI-T/E 1x18-57 DIM | 4008321060808 | 0.12 A | 26.00 W | 1200 lm | 1 |
| | QTi DALI-T/E 2x18-42 DIM | 4008321060822 | 0.22 A | 51.00 W | 1200 lm | 2 |
| | QT-M 2x26-42/220-240 S | 4008321110022 | 0.23 A | 54.00 W | 1750 lm | 2 |
| | QTP-DL 1x18-24 | 4008321117861 | 0.115 A | 26.00 W | 1800 lm | 1 |
| | QTP-DL 2x18-24 | 4008321117885 | 0.22 A | 49.00 W | 1800 lm | 2 |
| | QTP-M 1x26-42 | 4008321329134 | 0.12 A | 25.00 W | 1750 lm | 1 |
| | QTP-M 2x26-32 | 4008321329158 | 0.22 A | 48.00 W | 1750 lm | 2 |

Product datasheet

| Product name | Product name ECG | EAN | Nominal current | Nominal wattage + Power loss | Luminous flux at 35 °C | Number of lighting outlets |
|--------------|---------------------|---------------|-----------------|------------------------------|------------------------|----------------------------|
| | QTP-OPTIMAL 1x18-40 | 4008321873743 | 0.12 A | 27.00 W | 1750 lm | 1 |
| | QTP-OPTIMAL 2x18-40 | 4008321873767 | 0.23 A | 53.00 W | 1750 lm | 2 |