

DULUX S 11 W/827

OSRAM DULUX S | Short CFLni, with 2-pin base for CCG operation



Areas of application

- Ideal for cost-effective creative illumination and decoration
- Offices, public buildings
- Shops
- Supermarkets and department stores
- Hotels, restaurants

Product benefits

- Extremely economical
- Good quality of light
- Extremely low profile
- Long service life
- Improved maintenance

Product features

- Average life: 10,000 h
- Color rendering index R_a for lamps with white light: 80...89
- Also available in red, green and blue
- Short and compact pin-base lamps with single-turn tubes
- Single-ended two-pin plug-in G23 base



Technical data


Electrical data

| | |
|-----------------|---------|
| Nominal wattage | 11.00 W |
| Rated wattage | 11.80 W |

Photometrical data

| | |
|---------------------------|-----------------|
| Nominal luminous flux | 900 lm |
| Light color (designation) | LUMILUX INTERNA |
| Luminous flux at 25 °C | 900 lm |
| Rated luminous flux | 900 lm |
| Color temperature | 2700 K |
| Color rendering index Ra | ≥80 |
| Rated LLMF at 2,000 h | 0.85 |
| Rated LLMF at 4,000 h | 0.80 |
| Rated LLMF at 6,000 h | 0.77 |
| Rated LLMF at 8,000 h | 0.75 |

Dimensions & weight



| | |
|---|-----------|
| Overall length | 235.0 mm |
| Length | 237.0 mm |
| Length acc. to IEC standard | 215 mm |
| Length with base excl. base pins/connection | 214.00 mm |
| Outer bulb | T12 |
| Maximum diameter | 12.0 mm |

Lifespan

| | |
|------------------------|---------|
| Nominal lamp life time | 10000 h |
| Rated lamp life time | 10000 h |

Product datasheet

| | |
|---------------------------------------|-----------------------|
| Service life | 6500 h |
| Rated lamp survival factor at 2,000 h | 0.99 |
| Rated lamp survival factor at 4,000 h | 0.99 |
| Rated lamp survival factor at 6,000 h | 0.95 |
| Rated lamp survival factor at 8,000 h | 0.81 |
| Operation mode LLMF/LSF | 50 Hz |
| Lifespan | 10000 h ¹⁾ |

¹⁾ With CCG/LLCG

Additional product data

| | |
|-----------------------------|--------|
| Base (standard designation) | G23 |
| Mercury content | 1.3 mg |

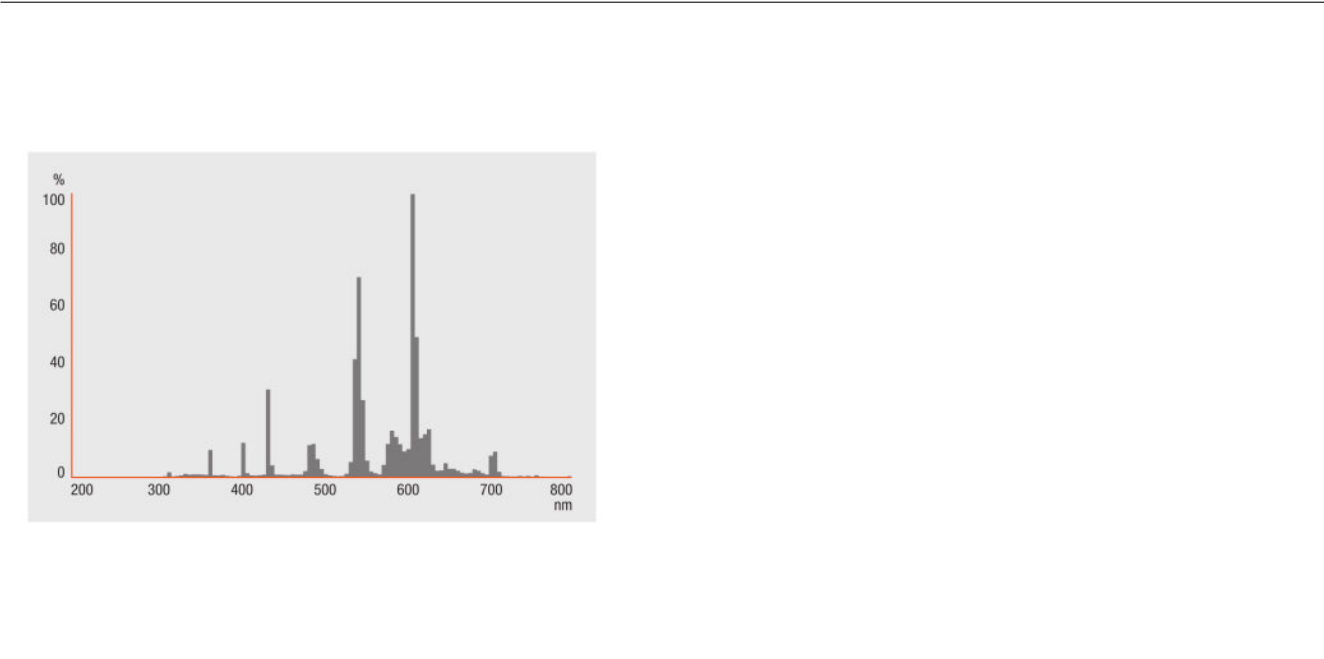
Certificates & standards

| | |
|-------------------------|--------------|
| Energy efficiency class | A |
| Energy consumption | 15 kWh/1000h |

Country specific categorizations

| | |
|-------|------------------|
| ILCOS | FSD-11/827-I-G23 |
|-------|------------------|

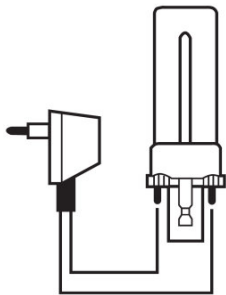
Light Distribution



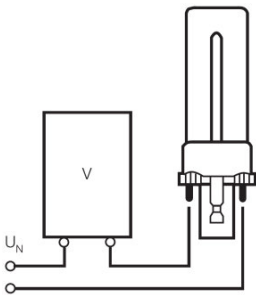
Spectral power distribution

Equipment / Accessories

- Suitable for operation on conventional control gear



Circuit diagram



Circuit diagram

Logistical Data

| Product code | Product description | Packaging unit (Pieces/Unit) | Dimensions (length x width x height) | Volume | Gross weight |
|--------------|---------------------|---------------------------------|---|--------|--------------|
|--------------|---------------------|---------------------------------|---|--------|--------------|

Product datasheet

| | | | | | |
|---------------|------------------|---------------------------|-----------------------------|----------------------|----------|
| 4050300006017 | DULUX S 11 W/827 | Shipping carton box 10 | 251 mm x 125 mm x 109 mm | 3.42 dm ³ | 535.00 g |
|---------------|------------------|---------------------------|-----------------------------|----------------------|----------|

The mentioned product code describes the smallest quantity unit which can be ordered. One shipping unit can contain one or more single products. When placing an order, for the quantity please enter single or multiples of a shipping unit.

Disclaimer

Subject to change without notice. Errors and omission excepted. Always make sure to use the most recent release.