

DULUX T/E CONSTANT 32 W/830

OSRAM DULUX T/E CONSTANT | CFLni, 3 tubes, with 4-pin base for ECG operation, Constant



Areas of application

- Street and city lighting
- Industrial lighting
- Hot luminaires
- Locations with special thermal requirements
- Outdoor applications only in suitable luminaires

Product benefits

- Very economical
- Excellent luminous flux at high and low ambient temperatures
- Good quality of light
- Long service life
- Improved maintenance

Product features

- Average life: 20,000 h (with QUICKTRONIC)
- Color rendering index R_a : 80...89
- Luminous flux > 90 % in a temperature range from +10...+70 °C
- Dimmable (3...100 %)
- Short and compact pin-base lamp with triple-turn tubes
- Single-ended four-pin plug-in GX24q base with shortened base casing



Product datasheet

Technical data

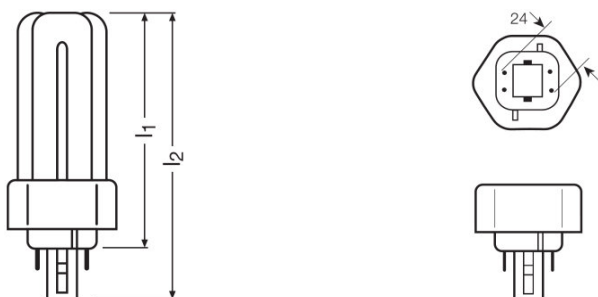
Electrical data

Nominal wattage	32.00 W
Rated lamp efficacy (HF data 25 °C)	75 lm/W
Rated wattage	32.00 W

Photometrical data

Nominal luminous flux	2400 lm
Light color (designation)	LUMILUX Warm White
Luminous flux at 25 °C	2400 lm
Rated luminous flux	2400 lm
Color temperature	3000 K
Color rendering index Ra	≥80
Rated LLMF at 2,000 h	0.90
Rated LLMF at 4,000 h	0.84
Rated LLMF at 6,000 h	0.83
Rated LLMF at 8,000 h	0.81
Rated LLMF at 12,000 h	0.79
Rated LLMF at 16,000 h	0.78
Rated LLMF at 20,000 h	0.76

Dimensions & weight



Diameter	12.0 mm
Overall length	142.0 mm
Length	144.0 mm
Length acc. to IEC standard	145 mm
Length with base excl. base pins/connection	128.00 mm
Outer bulb	T12X3

Product datasheet

Maximum diameter	12.0 mm
------------------	---------

Lifespan

Nominal lamp life time	20000 h
Rated lamp life time	20000 h
Service life	13000 h
Rated lamp survival factor at 2,000 h	0.99
Rated lamp survival factor at 4,000 h	0.99
Rated lamp survival factor at 6,000 h	0.99
Rated lamp survival factor at 8,000 h	0.99
Rated lamp survival factor at 12,000 h	0.95
Rated lamp survival factor at 16,000 h	0.81
Rated lamp survival factor at 20,000 h	0.50
Operation mode LLMF/LSF	HF
Lifespan	20000 h ¹⁾

¹⁾ With preheat ECG

Additional product data

Base (standard designation)	GX24q-3
Mercury content	2.1 mg
Product remark	For ECG operation only

Capabilities

Dimmable	Yes
----------	-----

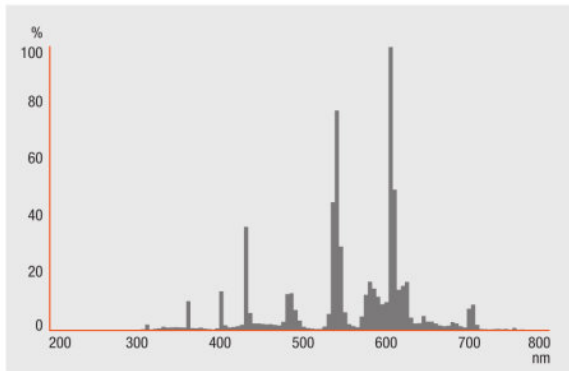
Certificates & standards

Energy efficiency class	A
Energy consumption	36 kWh/1000h

Country specific categorizations

ILCOS	FSMH/L//H-32/830-/P/-GX24q-3
-------	------------------------------

Light Distribution



Spectral power distribution



Guarantee

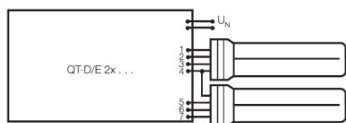
Equipment / Accessories

- Suitable for operation on electronic control gear

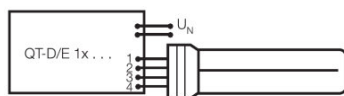
Safety advice

In case of lamp breakage: www.osram.com/brokenlamp

Product datasheet



Circuit diagram



Circuit diagram

Logistical Data

Product code	Product description	Packaging unit (Pieces/Unit)	Dimensions (length x width x height)	Volume	Gross weight
4050300425528	DULUX T/E CONSTANT 32 W/830	Shipping carton box 10	228 mm x 169 mm x 136 mm	5.24 dm ³	901.00 g

The mentioned product code describes the smallest quantity unit which can be ordered. One shipping unit can contain one or more single products. When placing an order, for the quantity please enter single or multiples of a shipping unit.

References / Links

For more information on QUICKTRONIC electronic control gear go to

▶ www.osram.com/QUICKTRONIC

Disclaimer

Subject to change without notice. Errors and omission excepted. Always make sure to use the most recent release.

DULUX T/E CONSTANT 32 W/830

OSRAM DULUX T/E CONSTANT | CFLni, 3 tubes, with 4-pin base for ECG operation, Constant

Product name	Product name ECG	EAN	Nominal current	Nominal wattage + Power loss	Luminous flux at 25 °C	Number of lighting outlets
DULUX T/E CONSTANT 32 W/830	QTi DALI-T/E 1x18-57 DIM	4008321060808	0.16 A	36.00 W	2400 lm	1
	QTi DALI-T/E 2x18-42 DIM	4008321060822	0.30 A	69.00 W	2400 lm	2
	QTi-T/E 1x18-57 DIM	4008321060860	0.16 A	36.00 W	2400 lm	1
	QTi-T/E 2x18-42 DIM	4008321060846	0.30 A	69.00 W	2400 lm	2
	QT-M 2x26-42/220-240 S	4008321110022	0.30 A	70.00 W	2400 lm	2
	QTP-M 1x26-42	4008321329134	0.16 A	35.00 W	2400 lm	1
	QTP-M 2x26-32	4008321329158	0.30 A	68.00 W	2400 lm	2
	QTP-T/E 1x26-42, (2x26)	4008321537089	0.15 A	35.00 W	2400 lm	1