

## ALFA REFLEKTOR 360-TILT

220-240V~50/60Hz LED 8W 180mA IP44

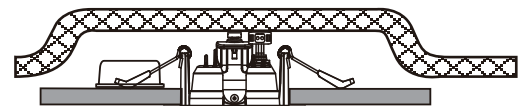


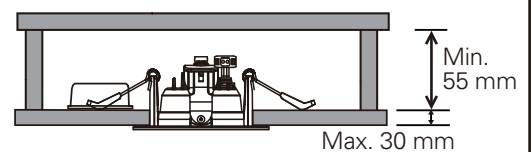
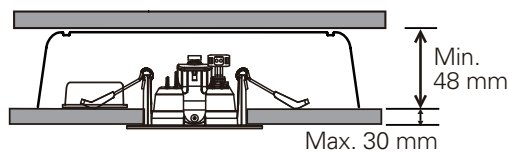
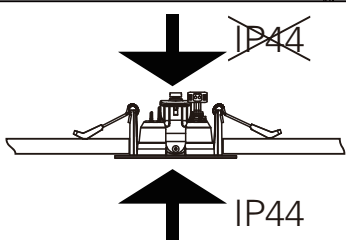
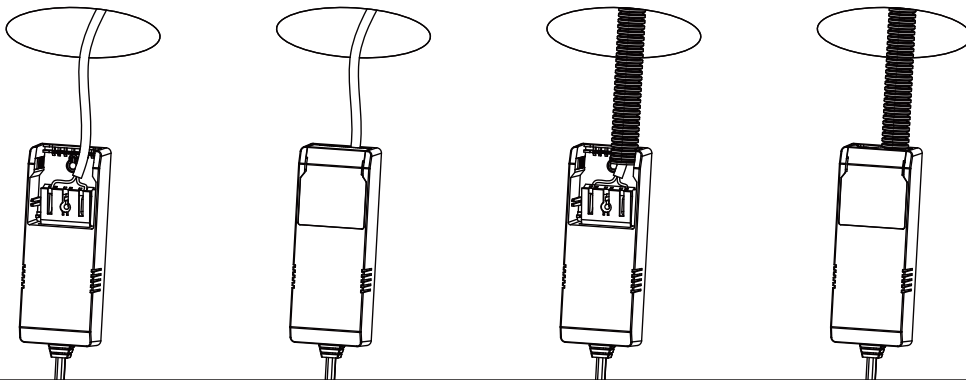


Downlighten kan dimmes ned helt flimmerfritt.  
Lav høyde. Ekstern driver med hurtigkobling for raskere og enklere installasjon. Dimbar med faseavsnitt dimmer.  
Kan monteres direkte i isolasjonsmatter.  
Enkel innstallering. Monteres uten verktøy.

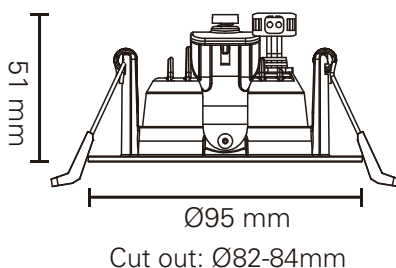
The downlight is dimmable all the way down completely flicker-free.  
Low altitude. External driver with quick connector for faster and easier installation. Dimmable with trailing edge dimmer.  
Can be mounted direct into insulation sheet.  
Easy installation. Mounting without tools.

Total Effekt: 8W  
LED effekt: 6,6W  
Lumen chip: 690lm  
Lumen downlight: 610lm  
CRI: 95  
SDCM:  $\leq 3$   
LED Chip: CREE  
Fargetemperatur: 4000K  
Lysspredning: 38°  
Tilt: 25°  
Tetthetsgrad: IP44  
Levetid: 50.000 timer L90

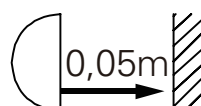
Total Power: 8W  
LED power: 6.6W  
Lumen chip: 690lm  
Lumen downlight: 610lm  
CRI: 95  
SDCM:  $\leq 3$   
LED Chip: CREE  
Colour Temperature: 4000K  
Beam Angle: 38°  
Tilt: 25°  
IP Rating: IP44  
Lifetime: 50,000 hours L90



### MÅL / MEASURES



Minimumsavstand til brennbart materiale i armaturens stråleretning. /  
Minimum distance to flammable material in the beam direction



Må installeres av registrert elektroforetak.  
Must be installed by registered electrical company.