

ALFA TILT

220-240V~50/60Hz LED 10W 220mA IP44

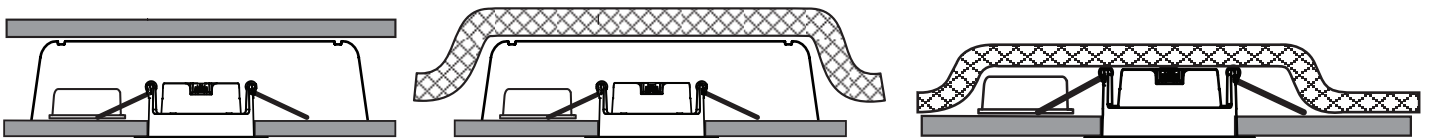
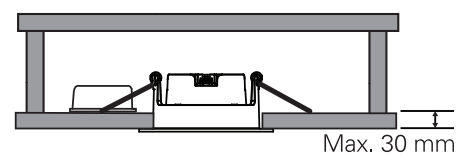
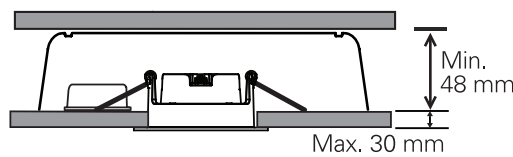
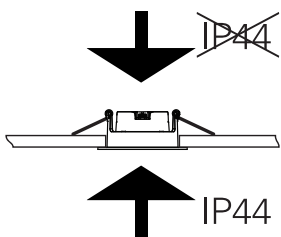
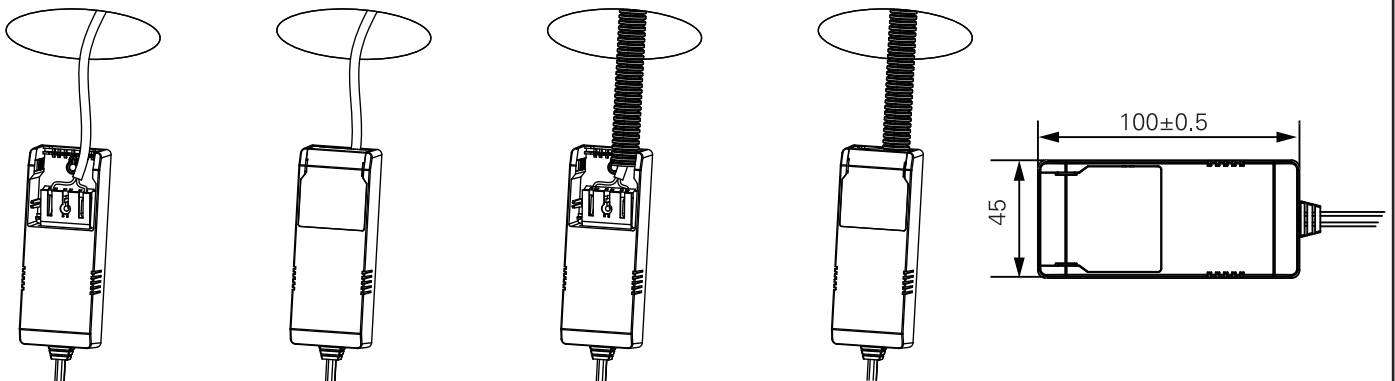


Downlighten kan dimmes ned helt flimmerfritt.
Lav høyde. Ekstern driver med hurtigkobling for raskere og enklere installasjon. Dimbar med faseavsnitt dimmer.
Kan monteres direkte i isolasjonsmatter.
Enkel installering. Monteres uten verktøy.

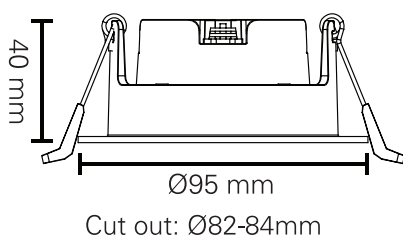
The downlight is dimmable all the way down completely flicker-free.
Low altitude. External driver with quick connector for faster and easier installation. Dimmable with trailing edge dimmer.
Can be mounted direct into insulation sheet.
Easy installation. Mounting without tools.

Total Effekt: 10W
LED effekt: 8,3W
Lumen chip: 795lm
Lumen downlight: 700lm
Effektivitet: 70lm/W
Ra: 98
R9: ≥90
SDCM: ≤3
LED Chip: CREE
Fargetemperatur: 2700K
Lysspredning: 35° Tilt: 30°
Tetthetsgrad: IP44
Levetid: 50.000 timer L90B10
80.000 timer L80B50
120.000 timer L70B50

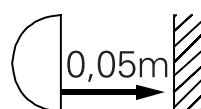
Total Power: 10W
LED power: 8.3W
Lumen chip: 795lm
Lumen downlight: 700lm
Efficacy: 70lm/W
Ra: 98
R9: ≥90
SDCM: ≤3
LED Chip: CREE
Colour Temperature: 2700K
Beam Angle: 35° Tilt: 30°
IP Rating: IP44
Lifetime: 50,000 hours L90B10
80,000 hours L80B50
120,000 hours L70B50



MÅL / MEASURES



Minimumsavstand til brennbart materiale i armaturens stråleretning. /
Minimum distance to flammable material in the beam direction



Må installeres av registrert elektroforetak.
Must be installed by registered electrical company.

Dette produktet inneholder en lyskilde i energieffektivitetsklasse: se tabell eller merkelapp.
This product contains a light source of energy efficiency class: see table or label.

El-nr	Produkt	Effekt(W)	energieffektivitetsklasse forlys
3220240	ALFA TILT Downlight 10W Matt Hvit	10	F
3220242	ALFA TILT Downlight 10W Børstet Stål	10	F
3220243	ALFA TILT Downlight 10W Matt Sort	10	F

Max. luminaires per circuit breaker:

Type B			Type C		
10A	16A	20A	10A	16A	20A
115	184	230	127	204	255