



Miniature circuit breaker (MCB), 10A, 4p, B-Char, AC

Part no. FAZ-B10/4
Catalog No. 279031
Eaton Catalog No. FAZ-B10/4
EL-Nummer 0001695131
(Norway)

Similar to illustration

Technical data

Electrical

Standards			IEC/EN 60947-2 IEC/EN 60898
Rated operational voltage	U _e	V	
	U _e	V AC	240/415
		V DC	60 (per pole)
Rated voltage according to UL	U _n	V AC	480Y/277
Rated switching capacity acc. to IEC/EN 60947-2	I _{cu}	kA	15
Breaking capacity according to UL		kA	10 (UL1077)
Max operational voltage according to IEC/EN 60947-2		V AC	440
Rated switching capacity according to IEC/EN 60947-2 (max operational voltage)	I _{cu}	kA	10
Rated service short-circuit breaking capacity according to IEC/EN 60947-2 (max operational voltage)	I _{cs}		7,5 kA
Rated voltage according to IEC/EN 60898-1	U _n	V AC	415
Rated switching capacity according to IEC/EN 60898-1	I _{cn}	kA	10
Rated service short-circuit breaking capacity according to IEC/EN 60898-1	I _{cs}		7,5 kA
Operational switching capacity		kA	7.5
Characteristic			B, C, D, K, S, Z
Max. back-up fuse		A gL/gG	125
Selectivity Class			3
lifespan			
Lifespan	Operations		> 10000
Direction of incoming supply			as required

Mechanical

Standard front dimension		mm	45
Enclosure height		mm	80
Mounting width per pole		mm	17.5
Mounting			IEC/EN 60715 top-hat rail
Degree of Protection			IP20, IP40 (when fitted)
Terminals top and bottom			Twin-purpose terminals
Terminal protection			Finger and back-of-hand proof to BGV A2
Terminal capacities		mm ²	
		mm ²	1 x 25
		mm ²	2 x 10
Thickness of busbar material		mm	0.8 ... 2
Mounting position			As required

Design verification as per IEC/EN 61439

Technical data for design verification			
Rated operational current for specified heat dissipation	I _n	A	10
Heat dissipation per pole, current-dependent	P _{vid}	W	0
Equipment heat dissipation, current-dependent	P _{vid}	W	7.6
Static heat dissipation, non-current-dependent	P _{vs}	W	0

Heat dissipation capacity	P _{diss}	W	0
Operating ambient temperature min.		°C	-40
Operating ambient temperature max.		°C	75
			linear, per +1 °C, results in a 0.5% reduction of current carrying capacity

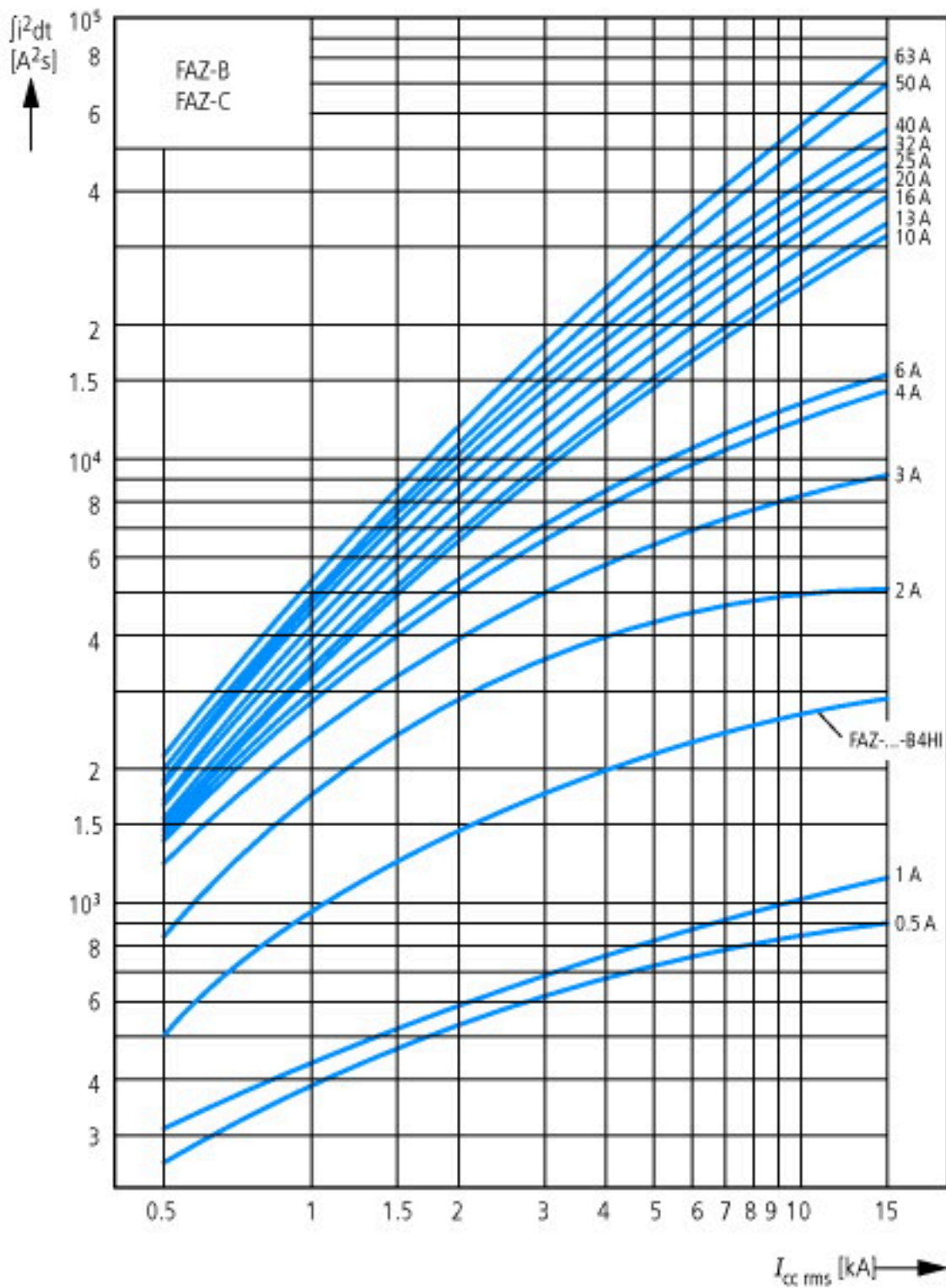
Technical data ETIM 7.0

Circuit breakers and fuses (EG000020) / Miniature circuit breaker (MCB) (EC000042)

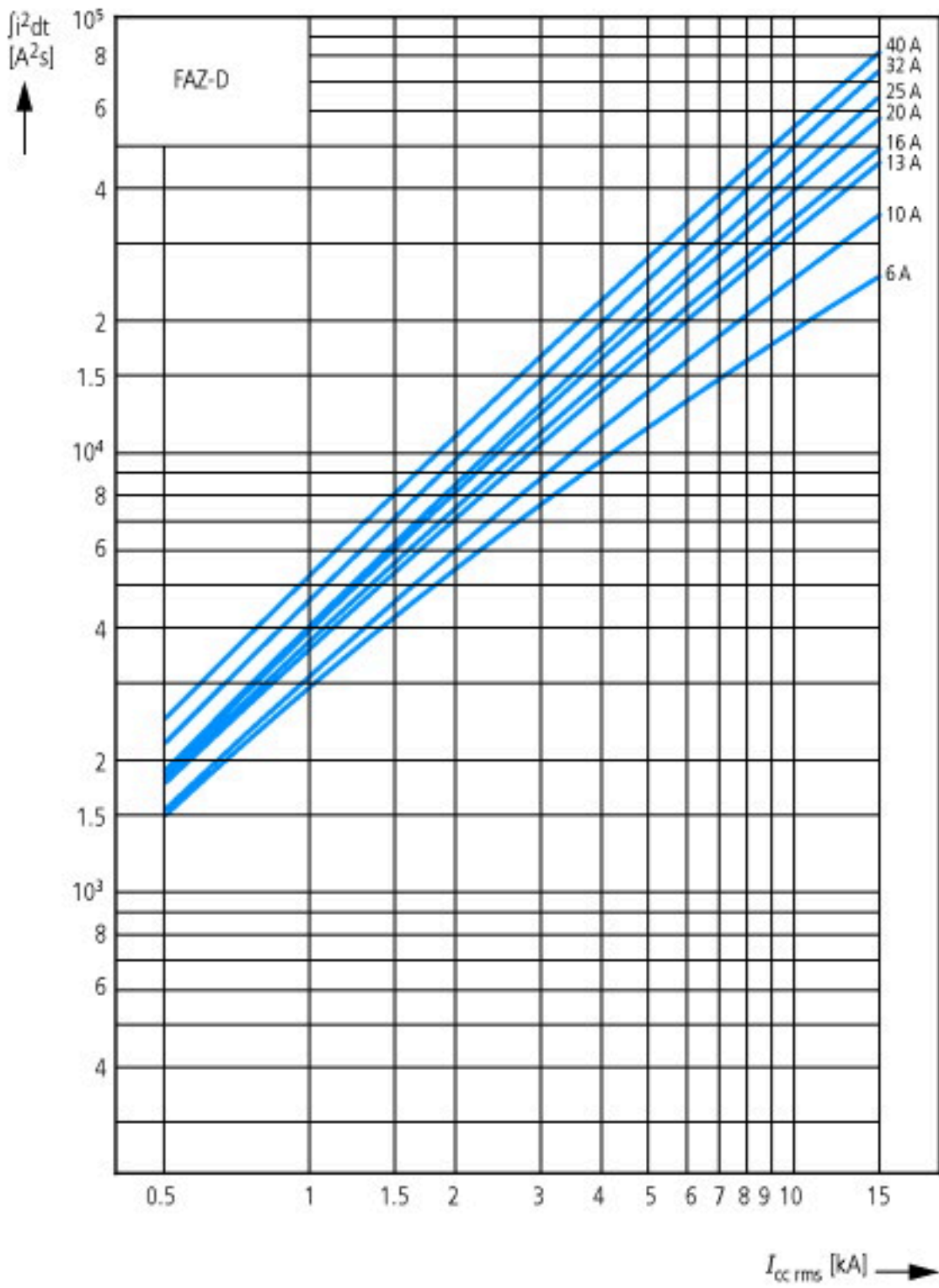
Electric engineering, automation, process control engineering / Electrical installation, device / Miniature circuit breaker system (MCB) / Miniature circuit breaker (MCB)
(ec@ss10.0.1-27-14-19-01 [AAB905014])

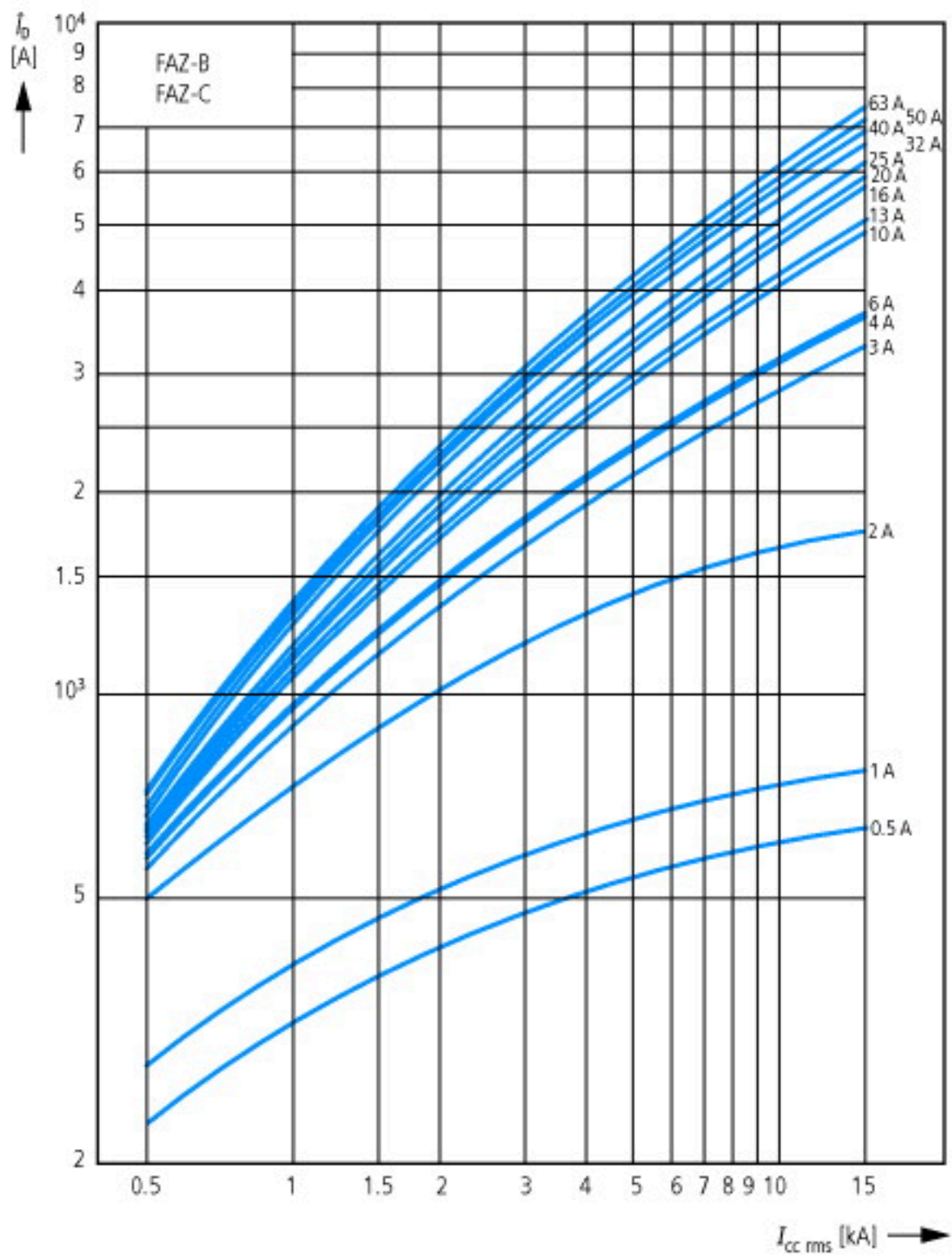
Release characteristic			B
Number of poles (total)			4
Number of protected poles			4
Rated current		A	10
Rated voltage		V	400
Rated insulation voltage U _i		V	440
Rated impulse withstand voltage U _{imp}		kV	4
Rated short-circuit breaking capacity I _{cn} EN 60898 at 230 V		kA	10
Rated short-circuit breaking capacity I _{cn} EN 60898 at 400 V		kA	10
Rated short-circuit breaking capacity I _{cu} IEC 60947-2 at 230 V		kA	15
Rated short-circuit breaking capacity I _{cu} IEC 60947-2 at 400 V		kA	15
Voltage type			AC
Frequency		Hz	50 - 60
Current limiting class			3
Suitable for flush-mounted installation			No
Concurrently switching N-neutral			Yes
Over voltage category			3
Pollution degree			2
Additional equipment possible			Yes
Width in number of modular spacings			4
Built-in depth		mm	70.5
Degree of protection (IP)			IP20
Ambient temperature during operating		°C	-25 - 75
Connectable conductor cross section multi-wired		mm ²	1 - 25
Connectable conductor cross section solid-core		mm ²	1 - 25

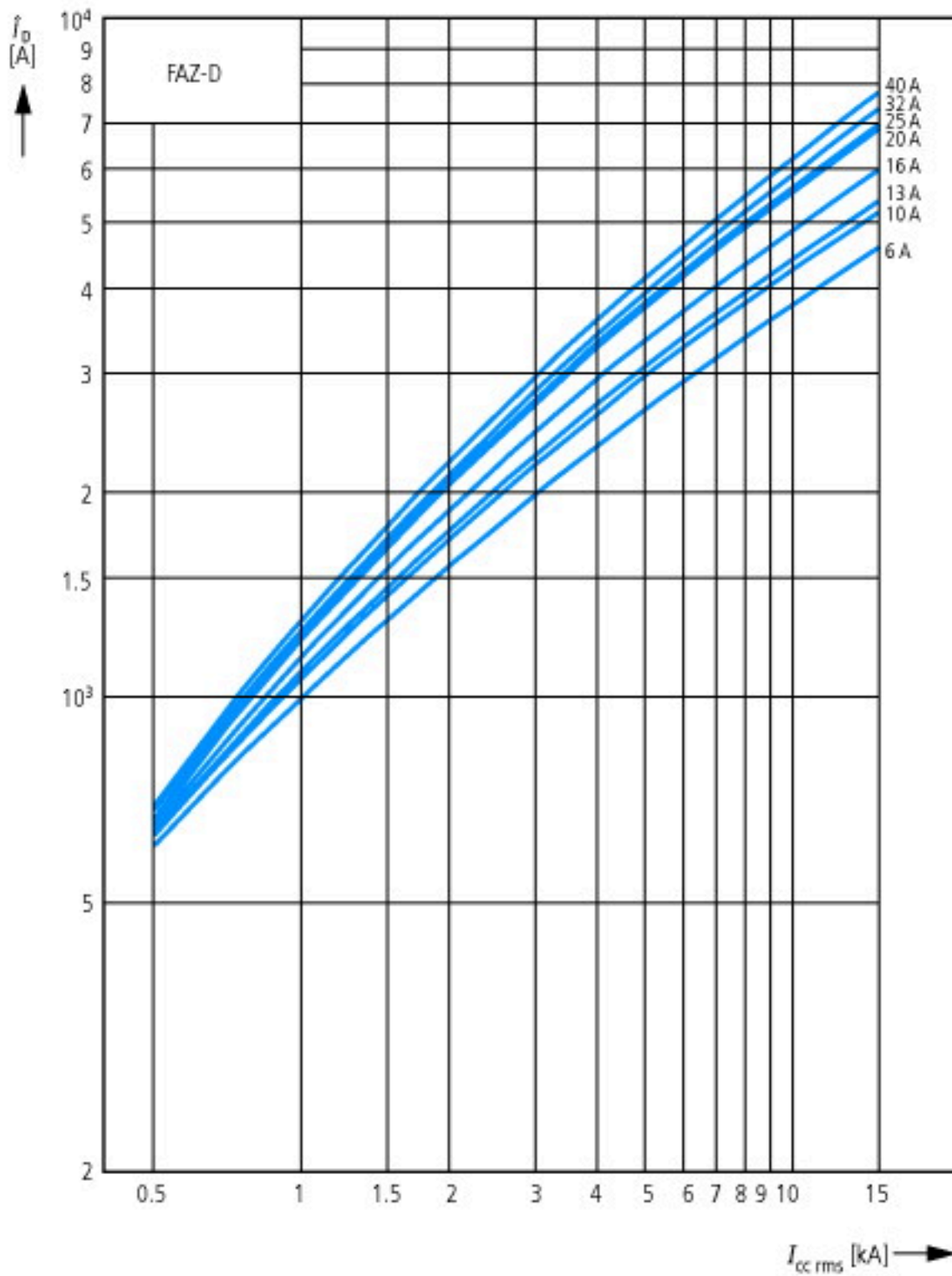
Characteristics

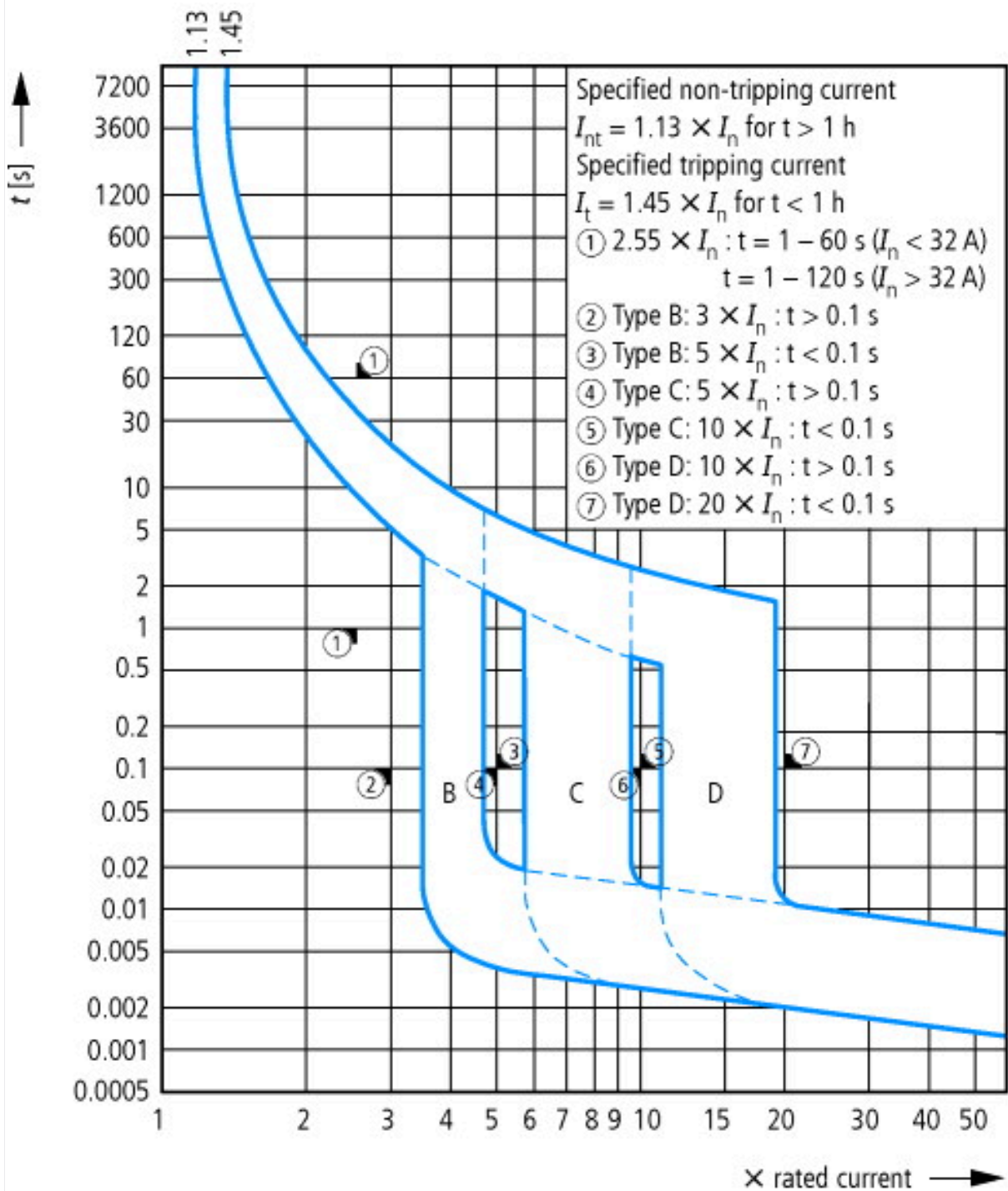


Let-through energy i^2t
According to IEC/EN 60898









Tripping characteristic at 30 °C:
 B, C, D to IEC/EN 60898

Dimensions

